



**District Report Card: 2017**


<b>State:</b> Maharashtra	<b>District:</b> Bid
<b>Class:</b> 8	<b>Subject:</b> Language
<b>Schools:</b> 51	<b>Students:</b> 1386


**Participation/Coverage**


**Students**

<b>GENDER</b> 	Boys		Girls	
	Number	%	Number	%
	652	47.04	734	52.96

<b>AREA</b> 	Rural		Urban	
	Number	%	Number	%
	909	65.58	477	34.42

<b>CATEGORY</b> 	SC		ST		OBC		GEN	
	Number	%	Number	%	Number	%	Number	%
	187	13.49	21	1.52	550	39.68	628	45.31

<b>CWSN</b> 	LD	VI	HI	S&LD	ID	Oth
	16	3	2	2	0	16

<b>Management</b> 	Government		Government-aided	
	Number	%	Number	%
	241	17.39	1145	82.61

**Average Performance of Students in Language (%)**

Overall	Gender		Area		Management		Social Group			
	Male	Female	Rural	Urban	Govt.	Aided	SC	ST	OBC	GEN
70.65	69.07	72.05	70.94	70.09	74.47	69.85	71.19	73.65	70.70	70.34

## Performance on Learning Outcomes (LOs)

Learning Outcomes	Description	Average Performance(%)
L813	Read textual/non-textual materials with comprehension and identifies the details, characters, main idea and sequence of ideas and events while reading	70.65

Range of Performance of Students who Answered Correctly							
Below 30%		30% - 50%		50% - 75%		Above 75%	
Number	%	Number	%	Number	%	Number	%
81	5.84	152	10.97	520	37.52	633	45.67

## Lowest Performing Learning Outcomes (LOs)

1 - Read textual/non-textual materials with comprehension and identifies the details, characters, main idea and sequence of ideas and events while reading (70.65)